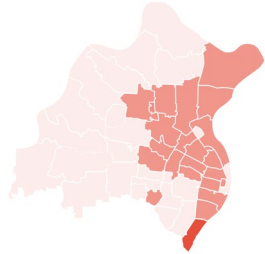


North Star

Zero racial disparities in infant mortality by 2033.

High Infant Mortality Zip Codes



63111

- Priority Zip Code Served
- Priority Zip Code

How much did we do?



25

Women served



9

Sewing groups held



15

Individuals per sewing group

Resources Provided

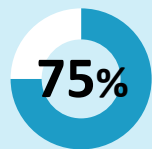


- Devotional book
- Stress/self-esteem books
- Maternal health resource flyers
- Program worksheets

FLOURISH uses a **results-based accountability** model of evaluation, because it helps show how collaborative efforts can make an impact on reducing disparities in infant mortality. We focus on how well programs address root causes of the issue and whether Black pregnant and parenting families are better off.

How well did we do it?

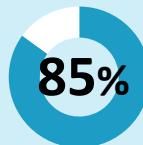
Percentage of women who:



Connected to resources needed to thrive



Were actively engaged in sewing groups



Gained new skills for coping with stress

Is anyone better off?

Percentage of women who **experienced an improvement in:**



Program Description

This FLOURISH grant funded the Sew Hope Support Groups at the Jacob's Ladder Ministries. This project was to provide sewing therapeutic support groups for Black women exposed to the criminal justice system. It built awareness of mental health resources Black women previously involved with the criminal justice system to build healthy stress management techniques, build trust and new friendships through weekly support groups. This project took place from February to May 2021.

Priority Areas

FLOURISH Community Leaders Cabinet identified priority areas they believe will have the most significant impact on improving conditions for Black families. Infant mortality is a complex issue that can't be solved by one organization alone. Below, you will find population level data where FLOURISH is contributing to changes for Black families alongside other organizations. Jacob's Ladder Ministries is working to move the needle for the individuals they serve in the areas listed below.

| FLOURISH Priority Area | Category of Work | Population Level Data |
|--------------------------|-----------------------------|--|
| Coordinated Quality Care | Perinatal Behavioral Health | <ul style="list-style-type: none"> • Poor Mental Health Days • Frequent Mental Health Distress |